








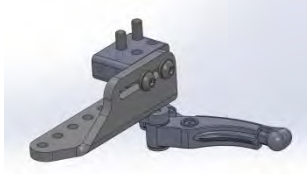




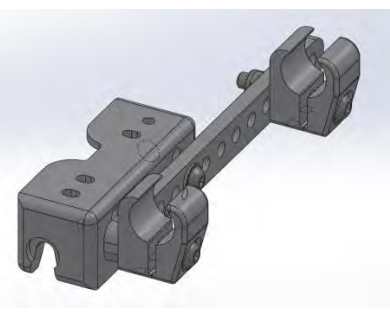


INSTALLATION GUIDE NEW PIECES 2016

BRACKETS			
53.01.10 280.-	D1 PV3 FLAT V SHAPE BRACKETS FOR FIXED FRAME		
53.01.11 550.-	D1 CNC MACHINED BRACKETS FOR FOLDING FRAME		
D1 PV3		D1 CNC - STANDARD POSITION	D1 CNC - 90° POSITION
			
BRAKES			
53.03.10 145.-	D3 NR STANDARD PUSH-TO-LOCK BRAKES MOUNTED ON BATEC CLAMPS		
53.03.11 195.-	D3 NTA ALUMINIUM SCISSOR BRAKES MOUNTED ON BATEC CLAMPS		
53.03.12 295.-	D3 NT COMPOSITE SCISSOR BRAKES MOUNTED ON BATEC CLAMPS		

ADAPTORS			
53.05.03 160.-	D5 PRO ADAPTORS FOR PRO ACTIV WHEELCHAIRS		
53.05.04 110.-	D5 50 ADAPTORS FOR FIXED FRAME WITH TAPERED SEAT		
53.05.05 80.-	D5 RE ADAPTOR FOR MOVING THE REAR CLAMP BACKWARDS FOR FIXED FRAME		
53.05.06 135.-	D5 PU ADAPTOR FOR SAVING A SEAT BAR FOR FIXED FRAME		
53.05.07 220.-	D5 BA ADAPTOR DOR MOVING THE CLAMPS FOR FOLDING FRAME		
D5 BA – STANDARD POSITION		D5 BA – 90° POSITION	
			
53.05.08 50.-	D5 ES SPACERS SET FOR FOLDING FRAME OR FIXED FRAME OR D5 50		